

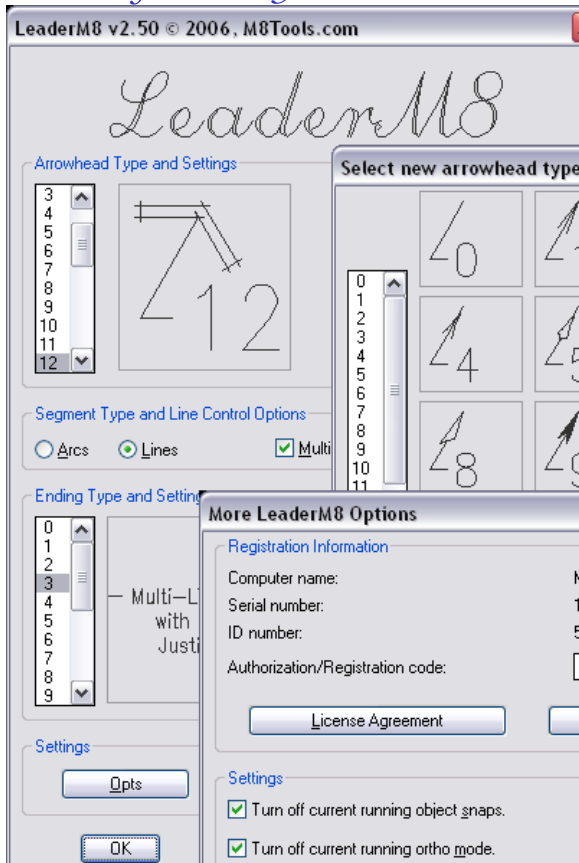
---

TOOLS CREATED TO MAKE YOUR  
JOB EASIER.

BECAUSE YOUR TIME IS  
VALUABLE.

---

## Solutions for a busy world



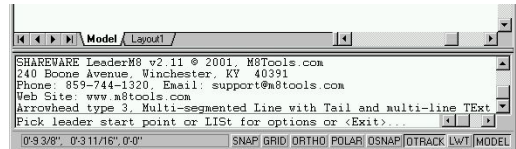
## LEADERM8

With a choice of over 30 arrowheads and twenty types of text endings, LeaderM8 can create over 8000 different kinds of leader lines. You can import a text file into the multi-line text endings, automatic numbering for bubble endings, multi-segment or single-segment leader lines, arced or straight lines, whether or not to add a tail to the end of the leader line.

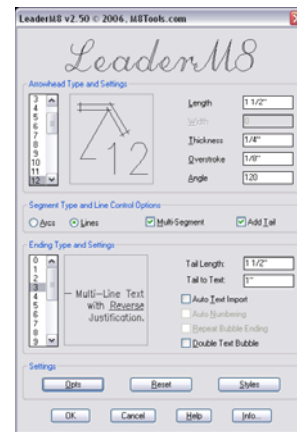
*One user wrote us:*

*I've tried many leader routines, and this is the only one that makes the style leader I like.*

*J.M.  
Maguire Group, Inc.*



LeaderM8 greets you with a command line interface. Following are the commands that are available from LeaderM8's command line: Arrowheads 0 - 30, Above, Arc, Auto, ARRow, Box, Circle, CONfig, Csection, DIAMond, DIACir, Elevation, Ending, Esection, Export, HEXAgon, HEX2, Import, LINE, LISt, Multiseg, Oval, Reverse, SQRCir, SQRDia, SQUARE, Tail, Text, TRIAng, TRICir, Vertical, ?.



Config Dialog Box


**Config** – This command will bring up the Configuration dialog box. You can select which type of arrowhead, ending you wish to use, adjust the dimensional features of your leader line.

The Opts button will open a dialog box that lets you to change the scaling ratios, colors and gap size from the end of the leader line to the text. You also enter the authorization code in this dialog box. The Styles button will bring up a dialog box that lets you save the current settings to a named style.



*Arrowhead Dialog Box*

**Arrow** – This command will bring up the arrowhead selection dialog boxes (see below). You will also get these dialog boxes from picking the arrowhead icon in the Configuration dialog box.



*Endings Dialog Box*

**Ending** - This command will bring up the ending selection dialog boxes (see below). You will also get this dialog box from picking the ending icon in the Config dialog box.

## SYSTEM REQUIREMENTS

Windows 2000, Windows XP, Windows Vista or Windows 7. AutoCAD versions 2000 through 2010. AutoCAD vertical applications are also supported (Architectural Desktop, Land Development Desktop, Mechanical Desktop, etc.). AutoCAD LT versions are **NOT** Supported.

## AVAILABILITY

Download a 31 day fully functional demo or purchase a license at:

<http://www.m8tools.com/leaderm8.htm>

## LICENSING INFORMATION

LeaderM8 is distributed as shareware and requires the use of an authorization code after the demo period expires. Each authorization code is unique to the computer LeaderM8 is installed on.

Pricing for licenses is as follows:

1st seat license is U.S. \$35.00.

2nd through 10th seat are an additional U.S. \$18.00 each.

11 or more seats are an additional U.S. \$9.00 each.

Site Licenses are available for sites or enterprises requiring more than 15 seats. Site Licenses do not require authorization codes; instead they are branded with the number of seats licensed and the name of the company licensing LeaderM8.

Contact M8Tools.com for pricing at:

(859) 619-1365

or email us at:

[sales@m8tools.com](mailto:sales@m8tools.com)



*Tools created to make your job easier.  
Because these are AutoCAD tools you can use.*

**[www.m8tools.com](http://www.m8tools.com)**

240 Boone Avenue  
Winchester, KY 40391

LeaderM8 © 2009, M8Tools.com